



EQUIPMENT CATALOG

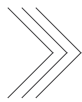
////// Aria CSS Products & Supplier Products



OUR PURPOSE

**To Provide Multiple Channels and
Solutions to Simplify the Procurement
Process.**

BRING US YOUR MISSION. WE'LL TAKE CARE OF THE REST.



Aria CSS. provides equipment, procurement, logistics and supply chain solutions. We offer access to the largest selection of **products and services**, the broadest array of **procurement and contract options**, as well as **world-class expertise and support** to assist you—every step of the way.

/// WHO WE SERVE:

- DLA & GSA
- Cooperative Purchasing Organizations (TIPS, Sourcewell, etc.)
- U.S. Department of Defense
- Federal, State & Local Agencies
- U.S. Partner Nations (FMS)

/// WHAT WE OFFER:

- Trailers (Small, Medium & Heavy Duty)
- Truck Chassis w/ Various Bodies
- Snow & Ice Equipment
- Vegetation Management
- Pipeline Inspection Equipment
- Custom Builds

/// HOW WE DO IT:

Finding the right products and services is only part of the solution. No matter what your requirement is our team and partners can help.



Design & Solution Development

- Market Research
- Product Development & Compliance
- OEM Recruitment & Advancement
- Engineering & Consulting



Management Solutions

- Procurement Management
- Product Life Cycle Management
- Total Asset Visibility
- Supply Chain Management



Support & Logistics

- Transportation & Warehousing
- Packaging
- Assembly & Upfitting
- Customer Service & Quality Assurance
- Training & Manufacturing
- Financing

Aria CSS
8350 Beeridge Rd.
#343
Sarasota, FL 34241

1.866.454.7573
govtsales@ariacss.com

Aria CSS is a small business

NAICS CODE: Classified under
See List - www.ariacss.com/nasic-codes/

DUNS: 10-065-2285
CAGE Code: 9ELD2
UEID: C6QGEJWK3Y59
Federal Tax ID: 88-191-0214

UNMATCHED CAPABILITIES

////// ARIA CSS FILLS THE GAPS: ON TIME. ON TARGET.



TRUCKS

- Truck Chassis
- Dump Trucks
- Fuel, Water, Dust Control Trucks
- Vac Trucks
- Service Trucks
- Flatbed Trucks



SNOW & ICE EQUIPMENT

- Plow Trucks
- Salt Spreaders
- Snow Plows



VEGETATION/LANDSCAPE EQUIPMENT

- Boom Mowers
- Tool Carriers
- Leaf Blowers
- Mulching



TRUCK BODIES

- Dump Bodies
- Flatbed Bodies
- Service Bodies
- Fuel & Water Bodies
- Other & Custom Bodies



PIPELINE INSPECTION

- Mainline Inspection Cameras
- Lateral Camera Systems
- Push Camera Reel Systems
- Control Units
- Truck Mounted Systems



EASEMENT EQUIPMENT

- Digger Derricks
- E-Series Machines
- Mini Arborists
- Material Handlers
- Specialty Easement Machines



STORM/DRAIN MANAGEMENT

- Debris Trucks/Bodies
- Hook Lift Trucks/Bodies
- Combination Jetter/Debris Trucks/Bodies
- Other & Custom Bodies



TRAILERS

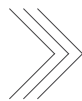
- Heavy Haul & Heavy Equipment Trailers
- Tag Along Trailers
- Hydraulic Lift Trailers
- Sliding Axle Trailers
- Hydraulic Tail Trailers
- Fixed Neck Trailers
- Flatbed & Step Deck Trailers
- Dump Trailers
- Military - Water, Fuel, Cargo



MOVING YOUR REQUIREMENT FORWARD

////// WE SIMPLIFY THE PROCUREMENT PROCESS.

WAYS TO BUY



ARIA CSS Can:

- Help you select quality, cost-effective equipment
- Guide you through one of our many procurement options
- Commit to on-time, on-target delivery
- Develop custom solutions

DLA CONTRACTOR

We Work With DLA

Aria CSS is a participating vendor in the DLA HEPP (Heavy Equipment Program). This dynamic DLA program offers the military, DOD, federal agencies & FMS latest commercial off-the-shelf trucks, trailers and equipment through qualified suppliers.

- Easy to use, streamlined acquisition process
- On-time deliveries and dedicated customer support
- Managed with strict government oversight under an audit ready process with coordination between your finance office and DLA

All orders are processed using MILSTRIP requisitions or Military Interdepartmental Purchase Requests (MIPRs).

TIP: Since funding isn't tied to the transaction until you agree to the final price and send back your MIPR/MILSTRIP, you can submit your order without having any obligation to spend.

GSA CONTRACTOR

GSA Advantage is the federal government's premier online shopping superstore, giving federal agencies access to millions of pre-negotiated products and services.

- Aria CSS holds GSA Contracts, offering many types of products from our suppliers
- Competitive, market-based pricing leverages the buying power of the federal government with the ability to negotiate further discounts at the order level
- Tailor orders to get what you need by customizing terms and conditions
- E-tools give quick and easy access to industry partners and help customers maximize competition

Cooperative Purchasing SOURCEWELL & TIPS

Sourcewell & TIPS are cooperative purchasing contracts for State and authorized local agencies to acquire products from commercial suppliers.

- The Aria CSS product catalog has 100+ products from 10+ suppliers
- Easy-to-use member sign up tools for agencies
- Simplified order/acquisition process saving time and costs.
- Work directly with local dealers or manufacturers authorized as resellers on our contract.
- Government Financing is available.

Sourcewell & TIPS Orders email to:

sourcewell-orders@ariacss.com
tips-orders@ariacss.com

**COMMITTED TO THE VERY BEST
CUSTOMER SERVICE, TRAINING
AND EQUIPMENT**

GOVERNMENT PURCHASING CONTRACTS

SOURCEWELL

Sourcewell creates cooperative contracts for a wide variety of products and services with the expressed purpose of making it easy for state agencies, government agencies, school districts, nonprofits and tribal organizations to make purchases. Available Sourcewell Contracts:

- [Sourcewell Contract – 032824-TRK](#)

[Member Registration \(U.S.\)](#)

[Member Registration \(Canada\)](#)



Become a participating Sourcewell agency in the U.S. or Canada by clicking the link above or check to see if your organization is already registered.

THE INTERLOCAL PURCHASING SYSTEM (TIPS)

TIPS is a national purchasing cooperative that offers access to competitively procured purchasing contracts to its members. TIPS provides a proven process to eliminate purchasing related stress for governmental entities saving time and money.

Available TIPS Contracts:

- [TIPS Contract – 221001 – Heavy Duty Equipment](#)
- [TIPS Contract – 230802 – Heavy/Medium Duty Trucks & Trailers](#)

[Member Registration](#)

Become a participating TIPS agency by clicking the link above or see if your organization is already registered



DEFENSE LOGISTICS AGENCY (DLA)

The Largest Logistics Combat support agencies providing supplies to the military services while supporting their acquisition of weapons, fuel, and other materials. Available DLA Contracts:

- [Trucks & Trailers – DLA HEPP – SPE8EC-24-D-0033 – TruckCorp LLC](#)
- [Trucks & Trailers – DLA HEPP – SPE8EC-24-D-0027 – Kaufman Trailers](#)
- [Trucks & Trailers – DLA HEPP – SPE8EC-24-D-0031 – Tecimer LTD](#)
- [Snow Removal Equipment – DLA HEPP – SPE8EC-24-D-0029 – TruckCorp LLC](#)



GENERAL SERVICE ADMINISTRATION (GSA)

Long-Term Contracts with the General Services Administration's Multiple Award Schedule (MAS) Program, allows federal agencies to purchase in a streamlined manner. Available GSA Contracts:

- [Available Soon](#)



FEATURED SUPPLIERS

KENWORTH TRUCKS	6
PETERBILT TRUCKS	7 - 8
FORD TRUCKS	9
TRUCKCORP	10 - 11
BROWN EQUIPMENT COMPANY	12 - 15
- HYDROPADE	12
- ENERGREEN	13 - 14
- MULCH MULE	15
JOMAC	16
MINICAM	17
SKYLIFT	18
STETCO	19
FOUR DEGREE TRAILERS	20
TRAILERS (GENERAL)	21 - 28



Trucks & Chassis

T180

The non-CDL T180 combines a robust, reliable, versatile chassis design with a smart, streamlined exterior that substantially improves visibility. Highly efficient optimized power train and intuitive cutting-edge driver-centric systems enhance operation and safety.



T280

A Class 6 vehicle rated at 26,000 lbs., the T280 is available as a straight truck ideal for a range of regional haul and general freight applications.

T380

The Class 7 T380, as a straight truck or tractor, offers a GVW up to 33,000 lbs. a multi-dimensional performer perfect for most vocations.



T480

The Class 8 T480 with vocational hood merges just the right mix of brain and brawn to forge a whole new class at the heavy end of what is usually termed medium duty.” Available as a straight truck or tractor, with a GVW up to 66,000 lbs.

T880



The Kenworth T880 is standard with the PACCAR MX-13 engine rated up to 500 hp and 1,850 lb-ft of torque. The PACCAR MX-13 provides a lightweight, fuel-efficient engine for vocational applications, including dumps and heavy haul applications over 100,000 lbs.





Truck/Chassis

MODEL 220

The Class 6 or 7, Model 220 is Peterbilt's solution for pickup and delivery, beverage and refuse applications up to 33,000 lbs. It is uniquely designed for driver productivity and uptime, features a tight turning radius, excellent visibility, an ergonomic interior and multiple options for easy upfitability.



MODEL 520

The Class 8, Model 520 is designed for demanding vocation industries like refuse, concrete pumping, paint striping and more up to 89,000 lbs. Features an updated VMUX electrical architecture and pre-configured frame layouts for easier integration with a variety of bodies.

MODEL 535

The Class 5, New Model 535 is designed specifically for non-CDL applications up to 19,500 lbs. Ideal for lease and rental applications, the Model 535 provides an easy-to-drive, efficient vehicle for all drivers.



MODEL 536

The Class 6, New Model 536 is purpose-built to get the job done in non-CDL applications up to 26,000 lbs. Ideal for pick-up and delivery applications, the Model 536 is easy-to-drive and efficient.





Truck/Chassis

MODEL 537

The Class 7, The New Model 537 is available as a Class 7 truck or tractor up to 33,000 lbs. It is highly versatile and can be configured to exceed the demands of many vocational applications.



MODEL 567

The Class 8, Model 567 is a workhorse ready to take on the toughest challenges. New product enhancements have made the Model 567 even better for use with dump trucks, heavy haul, construction, oil field and other demanding applications up to 100,000 lbs.

MODEL 579

The Class 8, The Model 579's features are the direct result of our customers' input. We've considered the feedback of over 100 user tests and interviews with drivers, techs, and safety and maintenance managers in applications including over-the-road sleepers, LTL day cabs and vocational applications such as tankers and aggregate haulers.



MODEL 589

The Class 8, The new Peterbilt Model 589 is the ultimate reward and premium work truck. It projects quality, elegance and has left no stone unturned when it comes to precision, style and efficiency. The Peterbilt Model 589 is built to achieve best-in-class uptime, giving owners a competitive total cost of ownership advantage and ease of serviceability that makes it more than prestigious, it makes it a smart choice





Truck/Chassis

Ford Super Duty Chassis Cab

MODEL F350

MODEL F450

MODEL F550

MODEL F600



**Outstanding Gross
Combination Weight Rating
(GCWR)**

The Super Duty Chassis Cab has a GCWR of 43,000 lbs on the F550 model and the F600 has a GCWR of 43,500 lbs.



Upfit Your Way

Work smart. The Super Duty Chassis Cab is designed with upfitting in mind. The Ford Pro Vehicle Integration System 2.0 includes a hardware interface that provides a single-entry point to the electrical architecture, digitally connecting the upfit to the vehicle



OWN YOUR ROADS

WITH THE
TOUGHEST LINE OF EQUIPMENT



Dump Trucks/Bodies

Steel Dump Bodies



Built to any chassis, TruckCorp proudly offers a full line of Brandon Manufacturing carbon steel dump bodies from 8 to 22 feet. Featuring rugged, high-performance designs and expert installation commercial Dump Trucks and Municipal Trucks. We offer hook-lift and roll-off models if all you need is an upgrade on your current dump body equipment.

Stainless Steel Dump Bodies

Built to any chassis, TruckCorp proudly offers a full line of Brandon Manufacturing stainless steel dump bodies from 8 to 22 feet. Featuring rugged, high-performance designs and expert installation commercial Dump Trucks and Municipal Trucks. We offer hook-lift and roll-off models if all you need is an upgrade on your current dump body equipment.



HEAVY DUTY Snow & Ice Trucks

Commercial & Municipal

Built to withstand years of service on city streets, rural roads, or interstate highways under the worst snow and ice conditions. Fully integrated Snow and Ice Truck Package

OUR SERVICE EQUIPMENT:

- Full Hydraulics
- Kenworth Chassis
- In Cab Controls
- Brandon Body
- Full Lighting Package
- ARM Plows



Snow & Ice Equipment

EXTREME TEMPERATURES, EXTREME MEASURES

Simply equipping your operators with effective over-snow mobility options and reliable cold weather equipment gives them a massive edge.

SNOW PLOWS


FEATURES

ARM's Heavy-Duty Municipal Series Snow Plows combine both durability and versatility to build the perfect clearing solution for both open highway and city street applications.

With a few simple choices, Municipal Series can be tailored to the specific way you want to clear snow.

HITCHES

- Base Plow Hitches
- Hitch To Truck Mounting Adapters



UNDER TAILGATE SPREADERS

ARM's 6" or 9" under tailgate spreaders are truly unique due to the unmatched level of flexibility. Our design allows you to configure the spreader to service multiple tasks while controlling costs and maintenance time.

Our under tailgate spreaders have the ability to discharge both left and right by just reversing hydraulic flow, flipping the auger and moving the spinner, an operator can quickly configure the spreader to the task at hand.

Optional accessories are available like a bermer and central discharge auger, this spreader makes flexibility easy.

- Lock out and clean without detaching hydraulic line
- Heavy Duty grate keeps auger from clogging
- Universal installation on most dump bodies





BEC



VACCUM TRUCKS

Hydro-Spade 600/800/1200 Single Axle Trucks

A SIMPLE WAY TO DO BIG JOBS.

Where large hydro vacs come with complicated systems and expensive maintenance, our trucks make your life easier. Built with simple systems and trusted, quality parts, they keep you away from frustrating downtime. They do the big jobs, simply.

- Safe and reliable potholing
- Precise soil trenching and directional drilling
- Thorough industrial cleaning
- Efficient debris removal with wireless boom
- Cold-weather digging

When you need the power for serious excavation work, Hydro-Spade is the perfect choice for reliable durability.





VEGETATION/LANDSCAPE EQUIPMENT

Remote Controlled Tool Carriers

The ultimate radio-controlled mower for slopes.

The Robo models are remote-controlled tool-carrier mowers able to work in the narrowest areas, on slopes up to 55° or where the access is very difficult.

The Robo can carry different tools like forestry heads, winches, etc.: it is a multifunctional robot equipped with a 40 HP to 100 HP diesel engine and two double effect hydraulic functions.

RoboEVO 40HP



Available in 5 different Models:

RoboFIFTI 50HP



RoboMIDI 60HP




RoboMAX 75HP



RoboPLUS 100HP



FORESTRY 150
FORESTRY HEAD



WINCH

REAR





VEGETATION/LANDSCAPE EQUIPMENT

Self-Propelled Hydrostatic Machines

The range of ILF self-propelled hydrostatic machines has been designed primarily for the professional care of large outdoor spaces, such as cleaning road edges and maintaining water networks or river basins.

These Energreen machines are equipped with sturdy telescopic booms with working distances between 18 and 55 ft on which it is possible to apply various professional implements for vegetation and road management, the reclamation of green and forest areas, the winter road, the earth moving and railway services.

ILF hydrostatic self-propelled machines were born trying to introduce an INNOVATIVE WORKING METHOD. This was possible thanks to the methodical and constant attention to the professional user and his needs, offering him a product that can respond in terms of quality, safety, comfort and performance.

ILF ASPEN 143HP

Available in 4 different Models:

ILF KOMMUNAL 143HP



Professional Brushcutter Machine



Multifunction Self-Propelled Machine

ILF ALPHA 173HP



Brushcutter with Multifunction Boom

ILF ATHENA 220HP



Brushcutter Machine ideal for Road and Highway

WORK SMARTER

NOT HARDER



VEGETATION/LANDSCAPE EQUIPMENT

The Mulch Mule is a material handling system that is designed for landscape professionals to take a load off your employees and pay for itself to increase overall profits for your business.

The Mulch Mule gets what you need where you need it with speed and efficiency.

With the man hours you save, you can re-purpose that manpower where you need it. If you have a smaller crew, the efficiency will allow you to take on projects that would have typically been out of your reach and realize new profits.

Advantages:

- ✓ Immediate return with operations
- ✓ Critical inspections on a regular basis
- ✓ Extended equipment life
- ✓ Decline in unexpected breakdowns
- ✓ Decrease in parts replacement
- ✓ Equipment reliability and availability
- ✓ Correcting small problems before equipment failure
- ✓ Improved resale value
- ✓ Documented maintenance schedule
- ✓ Greater safety for workers





The Leader in Aluminum Truck Bodies and Cranes

1/3 the weight of steel, aluminum is strong and durable, allowing for many more options on your truck body of choice.

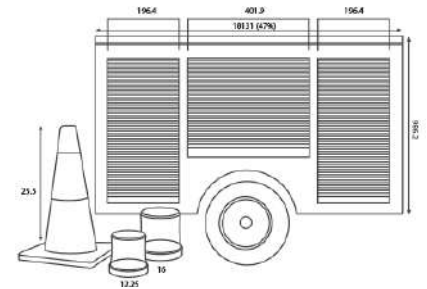
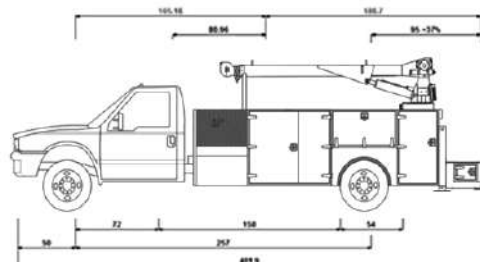
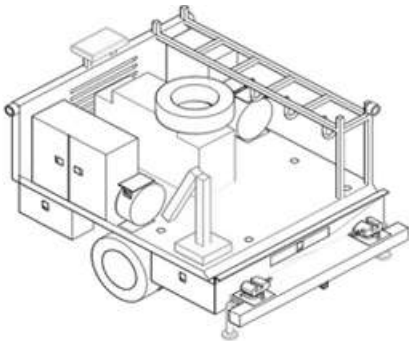


TRUCK BODIES

Service Truck Bodies

Mobile Cranes

Accessories



When you come to JOMAC with highly specific needs for your truck body, we collaborate and hand build custom truck bodies designed precisely for a truck's or fleet's intended use.

JOMAC manufactures Knuckle Boom (articulating) and Telescoping Cranes to be mounted to our utility bodies.

JOMAC understands that all of your tools and necessities come in various shapes and sizes.

We have a variety of strategic mounting options so your crane will achieve its maximum usage.

Functionality is of the utmost importance, and JOMAC accessories ensure the shape and size of your need is met.



Custom Designed

JOMAC crafts customized service trucks based on the unique needs of each individual customer.

Built to spec, each utility truck body is created with precision, bringing your blueprint of the perfect work truck to life.

We guarantee a service truck body optimized to meet the demands of your work and exceed your expectations of what a service truck can be.



Hand Built

All service truck bodies and cranes are carefully hand-crafted at our Carrollton, OH facility.

We do not cut corners with cookie-cutter configurations. J

JOMAC dedicates the time and effort required to create one-of-a-kind service trucks and cranes, made in the heart of America.

Our custom truck body designs and truck-mounted cranes are forged by the hands of our skilled craftsmen. No assembly lines necessary.



Only AI

Aluminum is a durable and light weight solution for the unnecessarily heavy steel service trucks of years past.

The forward-thinking engineers at JOMAC build truck bodies using exclusively 6000 series, military grade aluminum.

Each aluminum truck body is guaranteed to be rust-free for life. Seriously.

- Custom Truck Bodies
- Utility Bodies
- Propane Service Bodies
- Mechanics Truck Bodies
- Flatbed Truck Bodies

- Tire Service Truck Bodies
- Food Transit Chassis Cab Bodies
- Fire & Rescue Truck Bodies
- Stake Body Trucks
- Contractor Truck Bodies



Raising expectations for easier underground inspections



PIPELINE INSPECTION

Minicam Pipeline Inspection Products



Mainline, Push Camera & Control Unit Systems



Proteus Lateral System (Crawler/Tractors)



Truck Mounted & Workvan Systems

Minicam specializes in the manufacture and distribution of Pipeline Inspection Systems including Proteus Tractors, SOLO PRO+ Push Cameras and Reporting Software.



SKYLIFT

EQUIPMENT



Get industry-leading equipment for specialty backyard utility projects that keeps crews operating effectively and efficiently.

Easement Equipment

BACKYARD UTILITY SOLUTIONS PREFERRED BY CREWS



Digger Derricks

Skylift's line of digger derricks are engineered for any utility pole location, from tight backyards to off-road terrain.



Mini Arborist

The Arborist lineup performs preventative maintenance and line clearing at any jobsite.



Material Handlers

Skylift material handlers perform seamless preventative maintenance and transformer replacement in backyards and off-road terrains.



Specialty Easement Machines

This mobile unit delivers power to areas with limited accessibility.

Work with a manufacturer that takes the safety of its customers and employees to the next level. We also offer customer support to keep crews up and running.



STETCO®

920 Series

950 Series

Combination Machine with Jetting
Powerful Hydraulic Buckets



Storm/Drain Management Equipment

Customize your Stetco to meet your municipal needs.



Stetco 920SP

- Mounts on 19,500–22,500 lb GVWR truck
- 14' hydraulic outreach
- 3.5–5.5 cubic yard stainless steel debris body
- 35' digging depth



Stetco 950 Series

- Mounts on minimum 33,000 lb GVWR chassis
- Up to 15' hydraulic outreach
- 5.5–8 cubic yard stainless steel debris body
- Available digging depths up to 100' below ground



Stetco 950 Hook Series

- Mounts on hook lift skid for fleet versatility, multi-uses of chassis for cost savings
- Up to 15' hydraulic outreach
- 5 cubic yard stainless steel debris body
- 35' digging depth



Stetco Combination Machine

- Stetco 950 Series
- 5 cubic yard stainless steel debris body
- High pressure, low volume jetting system to handle lateral up to 18" diameter
- Up to 4000 PSI at 12 GPM through ½" jetting hose
- 300 gallon water tank
- 300' of jetting hose reel on hydraulically extendable, rotatable turntable

 **ARIA | CSS**



Trailers - Hydraulic Lift Deck

Take your trailer experience to the next level.

Lo Riser Inclining Platform Trailers

6,000 LB

10,000 LB

12,000 LB

14,000 LB

16,000 LB



Lo Riser Inclining Platform Trailers use hydraulics to lower the deck to ground level to provide easy drive-on access, unlike other utility or tilt-bed trailers. When lowered, the Lo Riser trailer allows a minimum four degree angle, ideal for low ground clearance or reduced gradeability vehicles.

The Lo Riser trailers work specifically for hard-to-load equipment like sweepers, landscaping equipment, pavers, rollers, and scissor lifts. Since there are no crown points, low-clearance items can be easily loaded onto the trailer with a pallet jack or lift.

Lift-A-Load Elevating Platform Trailers

4,400 LB

7,500 LB

10,000 LB

15,000 LB

The Lift-A-Load Elevating Platform Trailers utilize a hydraulic system to smoothly raise or lower equipment to and from any loading dock, eliminating the need for hazardous, slanted ramp boards. T

In its transport position, the trailer maintains a low center of gravity for secure towing. When lowered, it provides a minimal loading angle, making it ideal for accommodating vehicles with low ground clearance or limited gradeability, such as forklifts, sweepers, scissor lifts, safes, ATMs, and various other equipment.



Trailers - Detachable Lowboy


35-TON LOWBOY TRAILER

- T-1 STEEL FRAME, MAIN BEAM & SIDE RAILS
- OAK OR APITONG FLOORING
- SPRING OR AIR RIDE SUSPENSION
- 255/70R X 22.5 TIRES (OPTIONAL 275)
- OPTIONAL DECK LENGTHS FROM 20' TO 30'
- BOOM & BUCKET WELL
- OPEN WHEEL OR CLOSED WHEEL OPTIONS
- SELF CONTAINED SYSTEM (PONY MOTOR OPTION) WET-LINE STD.
- DETACHABLE NECK WITH FLIP OR FIXED RAMPS.
- EPOXY PRIMER, POLYURETHANE PAINT FINISH



50-TON LOWBOY TRAILER

- T-1 STEEL FRAME, MAIN BEAM & SIDE RAILS
- OAK OR APITONG FLOORING
- SPRING OR AIR RIDE SUSPENSION
- 255/70R X 22.5 TIRES (OPTIONAL 275)
- OPTIONAL DECK LENGTHS FROM 20' TO 30'
- BOOM & BUCKET WELL
- OPEN WHEEL OR CLOSED WHEEL OPTIONS
- SELF CONTAINED SYSTEM (PONY MOTOR OPTION) WET-LINE STD.
- DETACHABLE NECK WITH FLIP OR FIXED RAMPS.
- EPOXY PRIMER, POLYURETHANE PAINT FINISH



55/60-TON LOWBOY TRAILER

- T-1 STEEL FRAME, MAIN BEAM & SIDE RAILS
- OAK OR APITONG FLOORING
- SPRING OR AIR RIDE SUSPENSION
- 255/70R X 22.5 TIRES (OPTIONAL 275)
- OPTIONAL DECK LENGTHS FROM 20' TO 30'
- BOOM & BUCKET WELL
- OPEN WHEEL OR CLOSED WHEEL OPTIONS
- SELF CONTAINED SYSTEM (PONY MOTOR OPTION) WET-LINE STD.
- OPTIONAL 4TH AXLE FLIP
- EPOXY PRIMER, POLYURETHANE PAINT FINISH





Trailers - Dump

DEMOLITION END-DUMP TRAILER

- 30 TO 94 CUBIC YARDS
- RUGGED AR 450 HARD-OX STEEL
- 96" BODY WITH 102" CHASSIS
- FULL FRAME OR FRAMLESS AVAILABLE
- PIANO HINGES ON DOOR, DURABLE & RESISTS SNAGGING
- REAR DOOR WITH EASY LATCHING SYSTEM & ALIGNMENT PIN
- AVAILABLE SUPER CUBE UP TO 94 YD, (FLAT FLOOR)
- OPTIONAL AXLES & LIFT AXLES
- PREMIUM PAINT & FINISH



DEMOLITION DROP FRAME DUMP TRAILERS

- 30 TO 100 CUBIC YARDS
- RUGGED FRAME WITH GR50 STEEL SIDES & FLOOR
- OPTIONAL AR400
- FULL FRAME TYPE TRAILERS
- OPTIONAL AXLES & LIFT AXLES
- LOW PROFILE DROP FRAME FOR BETTER CENTER OF GRAVITY
- AUTOMATIC TARP SYSTEM
- PREMIUM PAINT & FINISH



SIDE DUMP TRAILERS

- UP TO 50 CUBIC YARDS
- RUGGED FRAME SIDES & FLOOR
- OPTIONAL AR400
- OPTIONAL AXLES & LIFT AXLES
- AUTOMATIC TARP SYSTEM
- PREMIUM PAINT & FINISH





DUMP TRAILERS CONTINUED



BELLY DUMP TRAILER

- UP TO 50 CUBIC YARDS
- RUGGED FRAME SIDES & FLOOR
- OPTIONAL STEEL STRENGTHS
- OPTIONAL AXLES
- AUTOMATIC TARP SYSTEM
- PREMIUM PAINT & FINISH

LOW PROFILE HEAVY DUTY DUMP HYDRAULIC TRAILERS

- 4-TON TO 8-TON CAPACITIES
- 12-VOLT DEEP CYCLE BATTERY
- ELECTRIC BRAKES (2) AXLES
- SLIPPER SPRING SUSPENSION
- LED LIGHTS – RUBBER MOUNTED
- ADJ. 2-5/16" BALL COUPLER OR PINTLE
- STEEL FRAME & DUMP BODY
- EPOXY PRIMER, POLYURETHANE PAINT FINISH



LOW PROFILE HEAVY DUTY DUMP HYDRAULIC TRAILERS

- 1.5-TON TO 2.5-TON CAPACITIES
- 12-VOLT DEEP CYCLE BATTERY
- ELECTRIC BRAKES (1) AXLES, 2.5-TON MODEL ONLY
- SLIPPER SPRING SUSPENSION
- LED LIGHTS – RUBBER MOUNTED
- ADJ. 2-5/16" BALL COUPLER OR PINTLE
- STEEL FRAME & DUMP BODY
- EPOXY PRIMER, POLYURETHANE PAINT FINISH





Trailers - Dump

3-WAY DECK-OVER DUMP TRAILER

- DUMPS FROM THE REAR, PASSENGER SIDE & DRIVER SIDE
- 12 GAUGE DOUBLE ACTING REMOVABLE SIDES
- SLIPPER SPRING SUSPENSION
- DOUBLE ACTING TAILGATE WITH CHAINS
- SPARE TIRE MOUNT (UNDER BED)
- 2" X 4" FULL HEIGHT STAKE POCKETS
- QUICK ATTACH AUTOMATIC BATTERY MAINTAINER
- CHARGE WIRE WITH CIRCUIT BREAKER & BREAK AWAY SWITCH
- EPOXY PRIMER, POLYURETHANE PAINT FINISH



DECK-OVER DUMP TRAILER

- 3.9 CUBIC YARDS, 4-TON & 6-TON GVWR
- 12 GAUGE DOUBLE ACTING REMOVABLE SIDES
- SLIPPER SPRING SUSPENSION
- DOUBLE ACTING TAILGATE WITH CHAINS
- SPARE TIRE MOUNT (UNDER BED)
- 2" X 4" FULL HEIGHT STAKE POCKETS
- CHARGE WIRE WITH CIRCUIT BREAKER & BREAK AWAY SWITCH
- EPOXY PRIMER, POLYURETHANE PAINT FINISH



LIGHT WEIGHT UTILITY TRAILER - LT550

- 1200 LB CAPACITY
- ADJUSTABLE HEIGHT LUNETTE EYE OR BALL COUPLER
- LOCKABLE WATERPROOF TOOL BOX W/ TIRE CHANGING TOOLS
- INTERNAL TIE DOWN POINTS TO SECURE CARGO
- HEAVY DUTY CHASSIS: AXLE WITH HAND BRAKES AND ALL NECESSARY WIRING, FULL LIGHTING.
- SPARE TIRE & RIM
- RETRACTABLE JACK WITH WHEEL





Trailers - Equipment

5 TO 8-TON EQUIPMENT HAULER TRAILERS

- DEXTER E-Z LUBE™ AXLES (OIL-BATH ON 8 TON)
- SLIPPER SPRING SUSPENSION
- ELECTRIC BRAKES (2) AXLES
- 5' QUICK RELEASE RAMPS (ANGLE OR WOOD FILLED)
- ZIP BREAKAWAY SYSTEM
- STAKE POCKETS (8)
- ADJUSTABLE 2-5/16" BALL COUPLER OR PINTLE
- EPOXY PRIMER, POLYURETHANE PAINT FINISH



5 TO 25-TON TILT DECK TRAILERS

- DEXTER AXLES
- SPRING SUSPENSION
- ELECTRIC BRAKES ON SMALLER MODELS & AIR ON LARGER
- FULL TILT OR SPLIT TILT WITH GRAVITY TILT OR HYDRAULIC
- ZIP BREAKAWAY SYSTEM ON SMALLER MODELS
- STAKE POCKETS (8)
- ADJUSTABLE BALL COUPLER OR PINTLE HITCH
- HYDRAULIC RAMPS (OPTIONAL)
- EPOXY PRIMER, POLYURETHANE PAINT FINISH

5 TO 8-TON DECK OVER TAG-ALONG TRAILERS

- DEXTER E-Z LUBE™ AXLES (OIL-BATH ON 8 TON)
- SLIPPER SPRING SUSPENSION
- ELECTRIC BRAKES (2) AXLES
- 5' QUICK RELEASE RAMPS (ANGLE OR WOOD FILLED)
- ZIP BREAKAWAY SYSTEM
- STAKE POCKETS
- ADJUSTABLE BALL COUPLER OR PINTLE
- EPOXY PRIMER, POLYURETHANE PAINT FINISH





Trailers - Equipment

10 TO 15-TON TAG-ALONG TRAILERS

- DEXTER AXLES
- SPRING SUSPENSION
- ELECTRIC BRAKES ON 10/12-TON MODELS & AIR 15-TON
- HIGH TENSILE STEEL WITH FULLY PIERCED I-BEAM
- 2" OAK FLOORING
- DUAL 12K 2-SPEED JACKS (BOLT-ON) DUAL 50K ON 15 TON
- ADJUSTABLE PINTLE HITCH
- HYDRAULIC RAMPS (OPTIONAL)
- EPOXY PRIMER, POLYURETHANE PAINT FINISH



20 & 25-TON TAG-ALONG TRAILERS

- DEXTER AXLES, 22,500 LBS
- H9700 SPRING SUSPENSION
- AIR BRAKES WITH
- HIGH TENSILE STEEL WITH FULLY PIERCED I-BEAM
- 2" OAK FLOORING
- DUAL 50K 2-SPEED JACKS
- ADJUSTABLE PINTLE HITCH
- HYDRAULIC RAMPS (OPTIONAL)
- EPOXY PRIMER, POLYURETHANE PAINT FINISH





Trailers - Water & Fuel

500-GALLON WATER TRAILER MODEL - WM-WT-500G



- POTABLE & NON-POTABLE WATER
- SINGLE AXLE
- AIR BRAKES (AVAILABLE WITH ELECTRIC)
- HAND BRAKE
- TOOL BOX
- OPTIONAL SPARE TIRE
- OPTIONAL PINTLE OR BALL HITCH

400-GALLON INSULATED WATER TRAILER MODEL - WM-WT-400G

- INSULATED POTABLE & NON-POTABLE WATER
- SINGLE AXLE
- AIR BRAKES (AVAILABLE WITH ELECTRIC)
- HAND BRAKE
- TOOL BOX
- OPTIONAL SPARE TIRE
- OPTIONAL PINTLE OR BALL HITCH



500-GALLON DIESEL FUEL TRAILER MODEL - WM-DFT-500G



- SINGLE AXLE
- AIR BRAKES (AVAILABLE WITH ELECTRIC)
- HAND BRAKE
- TOOL BOX
- FIRE EXTINGUISHER
- OPTIONAL SPARE TIRE
- OPTIONAL PINTLE OR BALL HITCH





Trailers - Other



- 90 – 65 Ton Capacity
- East Coast & West Coast Setup
- Jeeps, Dollies, and Stingers
- Cantilever, Flat Deck & Modular Decks



Lowboy Trailers

- 35 – 60 Ton Capacity
- East Coast & West Coast Setup
- Hydraulic or Mechanical RGN
- Various Designs & Brands



Step Deck Trailers

- 35 – 60 Ton Capacity
- East Coast & West Coast Setup
- Several Composition Variables
- Various Designs & Brands



Folding Neck Trailers

- 35-55 ton Capacity
- Various Designs & Brands



Hydraulic Tail Trailers

- 35-55 ton Capacity
- Various Designs & Brands



Sliding Axle Trailers

- 35-55 ton Capacity
- Various Designs & Brands



Extendable Trailers

- 35-60 ton Capacity
- Various Designs & Brands





Aria CSS is a US based company out of Sarasota, FL.

We take pride in our services provided, products and our partners products that are made in the U.S.A. or partnering nations.

**Learn more about Aria CSS at
ARIACSS.COM**
